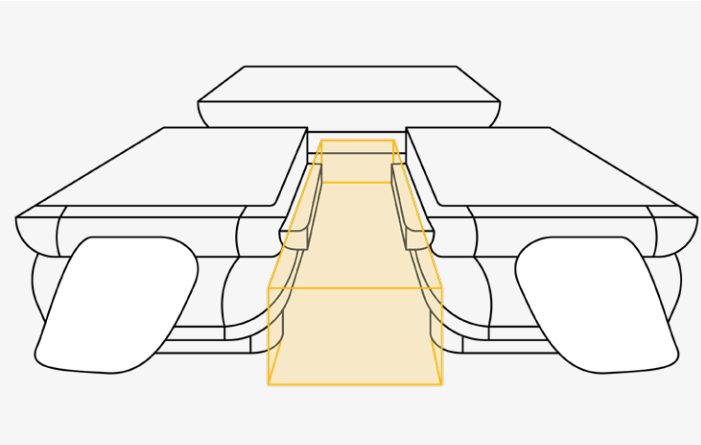


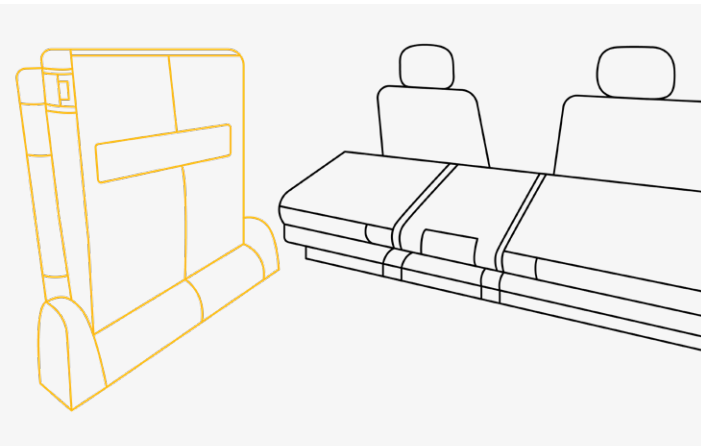
Problem Features

The Luno Air Mattress fits 1800+ vehicles, but there are a few vehicles that are not compatible. Below is a list of vehicle features that are not compatible and why. If your vehicle has one of these features, please double-check with our Support Team to confirm compatibility prior to purchasing.



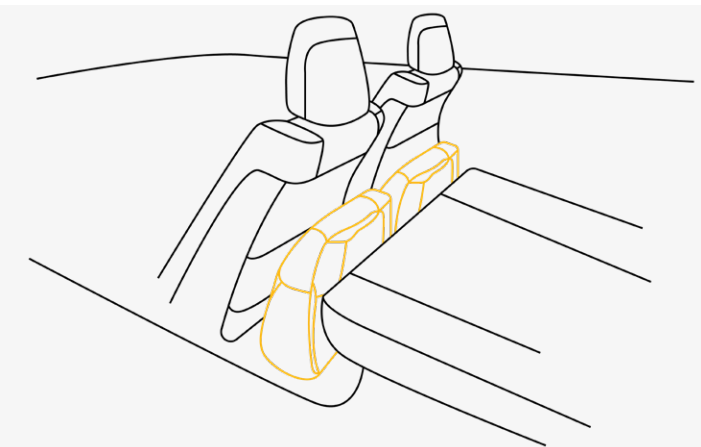
✗ Captains Chairs

Our mattress requires a flat, even surface to provide adequate support for sleepers. The gap between the captain's chairs presents a gaping hole that does not sufficiently support the center of our mattress. This gap may result in unsafe use due to uneven weight distribution.



✗ Side Folding Seats

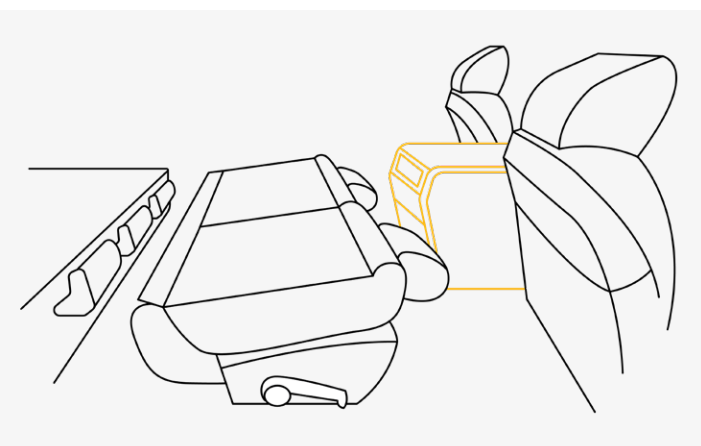
Side folding seats narrow cargo spaces and create an uneven surface in the rear cargo area, impeding our mattress from lying completely flat in all areas.



✗ Forward-Folding Seats

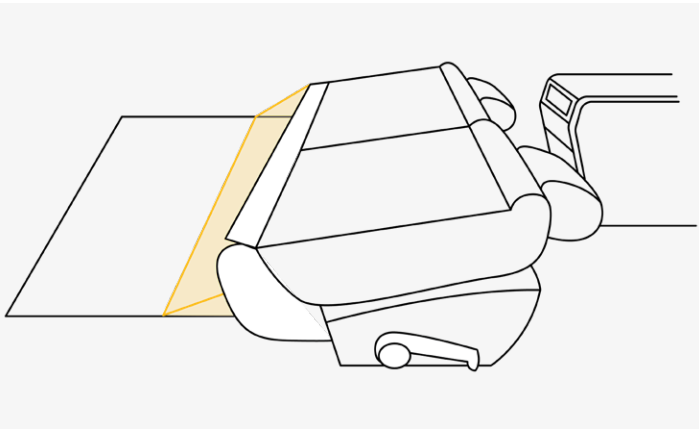
The bases of forward-folding seats occupy second-row passenger footwells, blocking the space necessary for base extenders to provide additional support for the top of our mattress.

Some exceptionally large cars with forward-folding seats may still be compatible with single side inflation and without base extenders. Reach out if you think your vehicle is large enough.



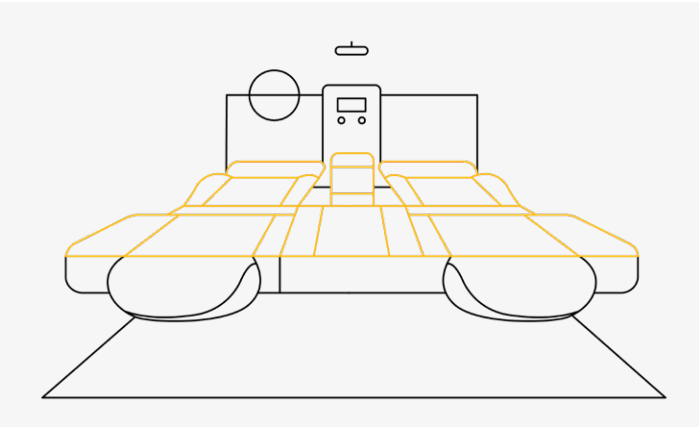
✗ High Front Console

Certain protruding front consoles create unsafe conditions for use as they prevent mattresses from laying flush against front seats.



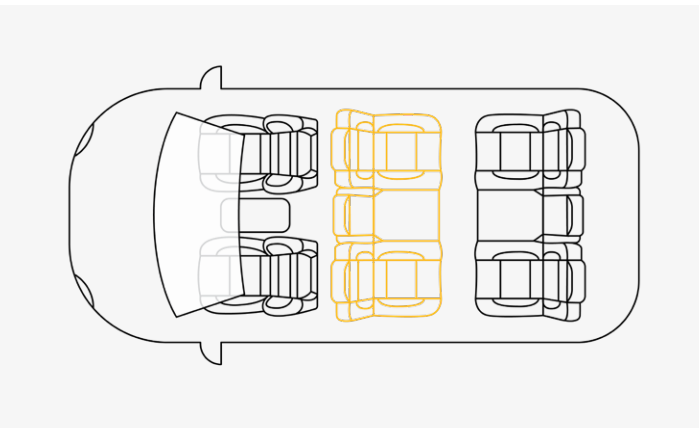
✗ **Uneven Surfaces**

Uneven surfaces include differences in height, gaps or dips, and slanted seats in the rear cargo plane. All of these features obstruct even support for our mattress and can create unsafe situations for use.



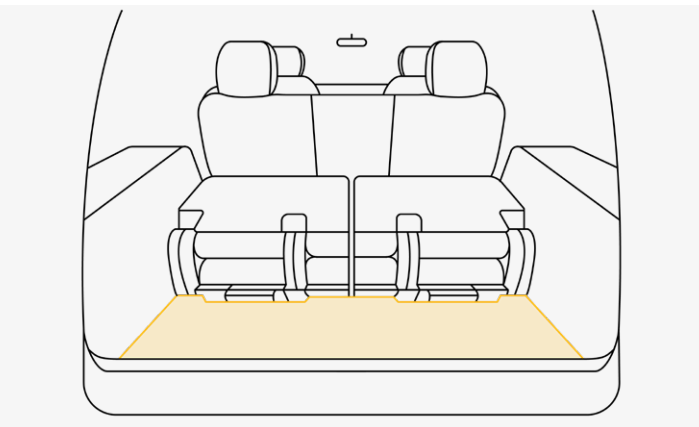
✗ **Reverse Folding Seats**

The lumps, bumps, and gaps that come with reverse folding seats prevent our mattress from lying flat. These seats are also known to alter internal dimensions to prevent mattresses from fitting safely in the back of vehicles.



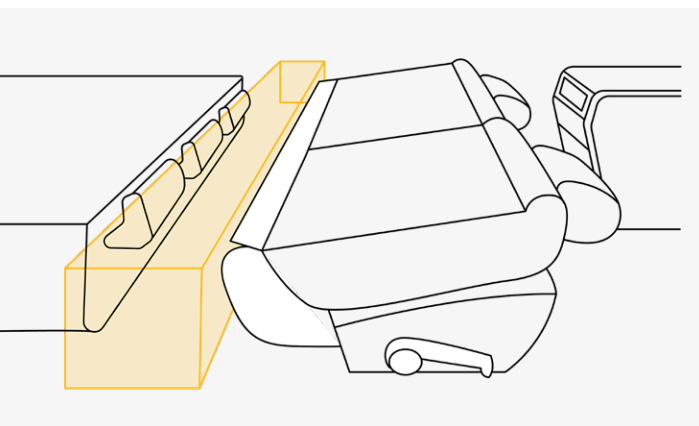
✗ **Rear Facing Seats**

The space between the second and third row of folded rear-facing seats significantly alters the dimensions of a vehicle's internal rear cargo area. Most rear-facing seats create conditions that do not properly support our mattress.



✗ **Cargo Gap**

Cargo gaps result in massive drop-offs in the rear plane of a vehicle. This makes them unsuitable for proper, safe mattress support.



✗ **Row Gap**

The gap between the folded second and third row of back seats can create a sinkhole beneath mattresses that may cause them to buckle or cave.